

# Wonderful Projects to Start Knitting Flowers

Knitting flowers is a beautiful and rewarding craft that can be enjoyed by people of all ages. Whether you're a beginner or an experienced knitter, there's a flower knitting project out there that's perfect for you.



## Flowers Knitting Ideas: Wonderful Projects To Start Knitting Flowers by Marilee Sprenger

★★★★☆ 4.6 out of 5

Language : English  
File size : 16720 KB  
Text-to-Speech : Enabled  
Screen Reader : Supported  
Enhanced typesetting : Enabled  
Print length : 51 pages  
Lending : Enabled



In this article, we'll share 10 of our favorite flower knitting projects that are perfect for beginners and experienced knitters alike. We'll also provide step-by-step instructions for each project, so you can get started right away.

### 1. Knitted Roses

These knitted roses are a beautiful and classic way to add a touch of elegance to any home. They're also surprisingly easy to make, even for beginners.



### **Materials:**

- Worsted weight yarn in any color
- 5.0mm knitting needles
- Tapestry needle

### **Instructions:**

1. Cast on 20 stitches.
2. Knit 2, purl 2 for 10 rows.
3. Bind off all stitches.
4. Thread the tapestry needle with the yarn and sew the two ends of the strip together to form a circle.
5. Roll up the circle from one end to the other, starting with the purl side. Secure the roll with the tapestry needle and yarn.
6. Shape the petals by gently pulling on the yarn at the top of each roll.

## **2. Knitted Sunflowers**

These knitted sunflowers are a bright and cheerful way to brighten up any day. They're also a great way to use up leftover yarn.



### **Materials:**

- Worsted weight yarn in yellow, brown, and green
- 5.0mm knitting needles
- Tapestry needle

### **Instructions:**

1. **\*\*Petals:\*\*** Cast on 20 stitches in yellow yarn. Knit 2, purl 2 for 10 rows. Bind off all stitches.
2. **\*\*Center:\*\*** Cast on 10 stitches in brown yarn. Knit 2, purl 2 for 5 rows. Bind off all stitches.
3. **\*\*Stem:\*\*** Cast on 10 stitches in green yarn. Knit 2, purl 2 for 20 rows. Bind off all stitches.
4. **\*\*Assembly:\*\*** Thread the tapestry needle with the yellow yarn and sew the petals around the center. Thread the tapestry needle with the green yarn and sew the stem to the center.

### **3. Knitted Lilies**

These knitted lilies are a beautiful and elegant way to add a touch of spring to your home. They're also a great project for practicing your cabling skills.



### Materials:

- Worsted weight yarn in white and yellow
- 5.0mm knitting needles
- Cable needle
- Tapestry needle

## **Instructions:**

1. **\*\*Petals:\*\*** Cast on 20 stitches in white yarn. Knit 2, purl 2 for 10 rows. Bind off all stitches.
2. **\*\*Center:\*\*** Cast on 10 stitches in yellow yarn. Knit 2, purl 2 for 5 rows. Bind off all stitches.
3. **\*\*Stem:\*\*** Cast on 10 stitches in green yarn. Knit 2, purl 2 for 20 rows. Bind off all stitches.
4. **\*\*Assembly:\*\*** Thread the tapestry needle with the white yarn and sew the petals around the center. Thread the tapestry needle with the green yarn and sew the stem to the center.

## **4. Knitted Daffodils**

These knitted daffodils are a cheerful and easy way to add a touch of spring to your home. They're also a great project for beginners.

**Materials:**

- Worsted weight yarn in yellow and green
- 5.0mm knitting needles
- Tapestry needle


**Instructions:**



1. **\*\*Petals:\*\*** Cast on 20 stitches in yellow yarn. Knit 2, purl 2 for 10 rows. Bind off all stitches.
2. **\*\*Center:\*\*** Cast on 10 stitches in green yarn. Knit 2, purl 2 for 5 rows. Bind off all stitches.
3. **\*\*Stem:\*\*** Cast on 10 stitches in green yarn. Knit 2, purl 2 for 20 rows. Bind off all stitches.
4. **\*\*Assembly:\*\*** Thread the tapestry needle with the yellow yarn and sew the petals around the center. Thread the tapestry needle with the green yarn and sew the stem to the center.

## **5. Knitted Tulips**

These knitted tulips are a beautiful and elegant way to add a touch of spring to your home. They're also a great project for practicing your colorwork skills.



### **Materials:**

- Worsted weight yarn in three colors (one for the petals, one for the stem, and one for the leaves)
- 5.0mm knitting needles
- Tapestry needle

### **Instructions:**

1. **\*\*Petals:\*\*** Cast on 20 stitches in the petal color. Knit 2, purl 2 for 10 rows. Bind off all stitches.

2. **\*\*Center:\*\*** Cast on 10 stitches in the stem color. Knit 2, purl 2 for 5 rows. Bind off all stitches.
3. **\*\*Stem:\*\*** Cast on 10 stitches in the stem color. Knit 2, purl 2 for 20 rows. Bind off all stitches.
4. **\*\*Leaves:\*\*** Cast on 10 stitches in the leaf color. Knit 2, purl 2 for 10 rows. Bind off all stitches.
5. **\*\*Assembly:\*\*** Thread the tapestry needle with the petal color yarn and sew the petals around the center. Thread the tapestry needle with the stem color yarn and sew the stem to the center. Thread the tapestry needle with the leaf color yarn and sew the leaves to the stem.

## **6. Knitted Violets**

These knitted violets are a beautiful and delicate way to add a touch of spring to your home. They're also a great project for practicing your lace knitting skills.



### **Materials:**


- Worsted weight yarn in purple and green
- 5.0mm knitting needles
- Tapestry needle



## Flowers Knitting Ideas: Wonderful Projects To Start Knitting Flowers by Marilee Sprenger


★★★★☆ 4.6 out of 5

Language : English  
File size : 16720 KB  
Text-to-Speech : Enabled  
Screen Reader : Supported  
Enhanced typesetting : Enabled  
Print length : 51 pages  
Lending : Enabled



## How The Democrats Won Colorado And Why Republicans Everywhere Should Care

The Democrats' victory in Colorado in 2018 was a major upset. The state had been trending Republican for years, and no one expected the Democrats to win...



## Intermediate Scales and Bowings for Violin First Position: A Comprehensive Guide for Aspiring Musicians

As you progress in your violin journey, mastering intermediate scales and bowings in first position becomes crucial for enhancing your...