


# The Ultimate Guide to Composing Your Own Music

Music is a powerful form of art that can express a wide range of emotions and experiences. It can be used to tell stories, create moods, and inspire people. If you've ever dreamed of composing your own music, this guide will show you how to get started.

## Chapter 1: Getting Started

The first step to composing your own music is to learn the basics of music theory. This includes understanding the different elements of music, such as melody, harmony, and rhythm. You don't need to be a music expert to compose your own music, but having a basic understanding of music theory will help you get started.



### The Theory and Creation of Music: A Comprehensive Guide to Composing Your Own Music by Ryan Taylor

★★★★☆ 4.7 out of 5

Language : English

File size : 676443 KB

Screen Reader : Supported

Print length : 114 pages

Lending : Enabled



Once you understand the basics of music theory, you can start brainstorming ideas for your compositions. What kind of music do you want to write? Do you want to write a song, a instrumental piece, or something

else? Once you have a general idea of what you want to write, you can start developing your melodies, harmonies, and rhythms.

## Chapter 2: Developing Melodies

The melody is the main musical line of a composition. It's what people will remember and sing along to. When developing a melody, there are a few things to keep in mind:

- **Range:** The range of a melody is the difference between the highest and lowest notes. A melody with a wide range will be more difficult to sing than a melody with a narrow range.
- **Contour:** The contour of a melody is the shape of the line. A melody with a smooth contour will be more pleasing to the ear than a melody with a jagged contour.
- **Repetition:** Repetition is a powerful tool that can be used to create catchy melodies. Repeating a melodic phrase or motif can help to make it more memorable.

## Chapter 3: Developing Harmonies

Harmony is the combination of two or more notes played simultaneously. Harmonies can add depth and richness to a composition. When developing harmonies, there are a few things to keep in mind:

- **Chords:** A chord is a group of three or more notes played together. Chords can be used to create a variety of different moods and atmospheres.
- **Chord progressions:** A chord progression is a sequence of chords that are played together. Chord progressions can be used to create a

sense of movement and direction in a composition.

- **Voice leading:** Voice leading is the art of moving from one chord to another in a smooth and logical way. Good voice leading will help to create a harmonious and well-balanced composition.

## Chapter 4: Developing Rhythms

Rhythm is the pattern of beats and accents in a composition. Rhythm can create a sense of movement and excitement in a composition. When developing rhythms, there are a few things to keep in mind:

- **Tempo:** The tempo of a composition is the speed at which it is played. A fast tempo will create a sense of excitement, while a slow tempo will create a sense of relaxation.
- **Meter:** The meter of a composition is the pattern of strong and weak beats. A composition with a simple meter will be easier to follow than a composition with a complex meter.
- **Syncopation:** Syncopation is the placement of accents on unexpected beats. Syncopation can create a sense of rhythm and excitement.


## Chapter 5: Putting It All Together

Once you have developed your melodies, harmonies, and rhythms, it's time to put it all together into a complete composition. This is where you will decide the structure of your composition, such as the verse, chorus, and bridge. You will also need to decide how to transition between different sections of your composition.

Once you have a complete composition, you can start to experiment with different sounds and effects. You can use a variety of instruments, both real

and virtual, to create your own unique sound. You can also use effects, such as reverb and delay, to add depth and richness to your composition.

Composing your own music is a rewarding and challenging experience. By following the steps in this guide, you can learn how to write your own unique and personal music.



## The Theory and Creation of Music: A Comprehensive Guide to Composing Your Own Music by Ryan Taylor

★★★★☆ 4.7 out of 5


Language : English

File size : 676443 KB

Screen Reader: Supported

Print length : 114 pages

Lending : Enabled



## How The Democrats Won Colorado And Why Republicans Everywhere Should Care

The Democrats' victory in Colorado in 2018 was a major upset. The state had been trending Republican for years, and no one expected the Democrats to win...



## **Intermediate Scales and Bowings for Violin First Position: A Comprehensive Guide for Aspiring Musicians**

As you progress in your violin journey, mastering intermediate scales and bowings in first position becomes crucial for enhancing your...