


Master the Art of Creative Musical Lead Guitar Playing: Learn How to Play Rock



Lead guitar playing is an essential part of rock music. A great lead guitarist can take a song to the next level, adding excitement and energy to the performance. If you're interested in learning how to play lead guitar, there are a few things you need to know.



Melodic Rock Soloing for Guitar: Master the Art of Creative, Musical, Lead Guitar Playing (Learn How to Play Rock Guitar) by Simon Pratt

★★★★☆ 4.4 out of 5

Language : English

File size : 31759 KB

Text-to-Speech	: Enabled
Screen Reader	: Supported
Enhanced typesetting	: Enabled
Word Wise	: Enabled
Lending	: Enabled
Print length	: 110 pages



The Basics of Lead Guitar Playing

Lead guitar playing is all about improvising and creating your own melodies. There are no set rules when it comes to lead guitar, but there are a few basic techniques that you'll need to master. These techniques include:

- **Bending:** Bending is a technique that allows you to change the pitch of a note by pushing or pulling on the string.
- **Vibrato:** Vibrato is a technique that adds a slight颤音 to a note. This is done by rapidly moving your finger back and forth on the string.
- **Hammer-ons and Pull-offs:** Hammer-ons and pull-offs are techniques that allow you to play notes without picking the string.
- **Slides:** Slides are a technique that allows you to move your finger up or down the string without picking it.

Developing Your Own Style

Once you've mastered the basics of lead guitar playing, you can start to develop your own style. This is where you can really let your creativity

shine through. There are no limits to what you can do with a lead guitar, so experiment and find what works for you.

Here are a few tips for developing your own style:

- **Listen to other lead guitarists:** One of the best ways to learn how to play lead guitar is to listen to other lead guitarists. Pay attention to their techniques and styles, and see what you can learn from them.
- **Experiment:** Don't be afraid to experiment with different techniques and sounds. The more you experiment, the more you'll learn about what you like and what you don't.
- **Be yourself:** The most important thing is to be yourself. Don't try to copy other lead guitarists. Find your own sound and style, and let it shine through.

Lead guitar playing is a challenging but rewarding skill. If you're interested in learning how to play lead guitar, there are a few things you need to know. First, you need to master the basics of lead guitar playing. Then, you can start to develop your own style. With practice and dedication, you can become a great lead guitarist.

Additional Resources

- [Guitar Lessons: Lead Guitar](#)
- [JustinGuitar: Lead Guitar Beginner Course](#)
- [The Guitar Lesson: 10 Essential Lead Guitar Techniques](#)


Melodic Rock Soloing for Guitar: Master the Art of Creative, Musical, Lead Guitar Playing (Learn How to



Play Rock Guitar) by Simon Pratt


★★★★☆ 4.4 out of 5

Language : English
File size : 31759 KB
Text-to-Speech : Enabled
Screen Reader : Supported
Enhanced typesetting : Enabled
Word Wise : Enabled
Lending : Enabled
Print length : 110 pages



How The Democrats Won Colorado And Why Republicans Everywhere Should Care

The Democrats' victory in Colorado in 2018 was a major upset. The state had been trending Republican for years, and no one expected the Democrats to win...



Intermediate Scales and Bowings for Violin First Position: A Comprehensive Guide for Aspiring Musicians

As you progress in your violin journey, mastering intermediate scales and bowings in first position becomes crucial for enhancing your...