


Learn How To Write A Song And Impress Your Friends With Just 30 Minutes A Day

Have you always wanted to write a song but didn't know where to start? Maybe you've tried in the past but got stuck or gave up. Well, I'm here to tell you that it's possible to learn how to write a song in just 30 minutes a day. With a little practice and dedication, you can be writing songs that impress your friends and family in no time.



Songwriter Express: Learn How To Write A Song and Impress Your Friends With Just 30 Minutes A Day!

★★★★☆ 4.6 out of 5

Language	: English
File size	: 1487 KB
Text-to-Speech	: Enabled
Screen Reader	: Supported
Enhanced typesetting	: Enabled
Word Wise	: Enabled
Print length	: 26 pages
Lending	: Enabled



Step 1: Find Inspiration

The first step to writing a song is to find inspiration. This can come from anywhere: a personal experience, a news story, a book, a movie, or even just a conversation you overheard. Once you have an idea, write it down. It doesn't have to be anything fancy, just a few words or phrases that capture the essence of your inspiration.

Step 2: Write Lyrics

Once you have your inspiration, it's time to start writing lyrics. The lyrics are the words that will tell the story of your song. They should be clear, concise, and easy to understand. Don't worry about rhyming or making your lyrics perfect at this stage, just get your ideas down on paper.

Step 3: Write Music

Now it's time to write the music for your song. This can be a bit more challenging than writing lyrics, but it's also where you can really let your creativity shine. Start by coming up with a melody. The melody is the main vocal line of your song. Once you have a melody, you can start adding chords. Chords are the harmonic accompaniment to your melody. They provide the background and support for your lyrics.

Step 4: Put It All Together

Once you have your lyrics and music, it's time to put it all together. This is where you'll record your song and add any additional production elements, such as drums, bass, or backing vocals. If you don't have any recording equipment, you can use a free online recording software program.

Step 5: Practice

The final step is to practice your song. The more you practice, the better you'll become at singing and playing it. You can practice by yourself, with a friend, or with a band. The more you practice, the more confident you'll become in your songwriting abilities.

Writing a song can be a lot of fun and a great way to express yourself. With a little practice and dedication, you can learn how to write songs that

impress your friends and family. So what are you waiting for? Get started today!

Additional Tips

- Don't be afraid to experiment. There are no rules when it comes to songwriting. Try different things and see what works for you.
- Don't give up. Writing a song can take time and practice. Don't get discouraged if you don't get it right the first time. Just keep practicing and you'll eventually get there.
- Get feedback from others. Once you've written a song, ask your friends, family, or bandmates for feedback. They can help you identify areas that need improvement.
- Have fun! Songwriting should be enjoyable. If you're not having fun, you're less likely to stick with it.

Recommended Resources


- [Songwriters.com](#)
- [BMI](#)
- [ASCAP](#)
- [Musicians Friend](#)
- [Sweetwater](#)

Songwriter Express: Learn How To Write A Song and Impress Your Friends With Just 30 Minutes a Day!


★★★★☆ 4.6 out of 5

Language : English

File size : 1487 KB




Text-to-Speech : Enabled
Screen Reader : Supported
Enhanced typesetting : Enabled
Word Wise : Enabled
Print length : 26 pages
Lending : Enabled



How The Democrats Won Colorado And Why Republicans Everywhere Should Care

The Democrats' victory in Colorado in 2018 was a major upset. The state had been trending Republican for years, and no one expected the Democrats to win...



Intermediate Scales and Bowings for Violin First Position: A Comprehensive Guide for Aspiring Musicians

As you progress in your violin journey, mastering intermediate scales and bowings in first position becomes crucial for enhancing your...