


Easy to Intermediate Lute Solos Transcribed for Guitar: A Journey into Enchanting Melodies

The lute, an ancient stringed instrument with a rich history spanning centuries, has captivated musicians and listeners alike with its elegant sound and intricate techniques. While traditionally played on the lute itself, the timeless beauty of lute solos has inspired numerous arrangements for the modern guitar.

This comprehensive guide will take you on a journey through the enchanting world of lute solos transcribed for guitar. We will explore accessible arrangements suitable for both beginners and intermediate players, allowing you to incorporate the captivating melodies and refined techniques of lute music into your guitar repertoire.



Renaissance for Guitar: Masters in TAB: Easy to Intermediate Lute Solos Transcribed for Guitar

by Gail Sheehy

★★★★☆ 4.6 out of 5

Language : English

File size : 10044 KB

Screen Reader : Supported

Print length : 48 pages



Easy Lute Solos for Beginners

For those new to lute music or guitar playing, numerous easy solos offer a gentle to the genre. These pieces typically feature clear melodies, straightforward harmonies, and manageable fingerings:

Greensleeves

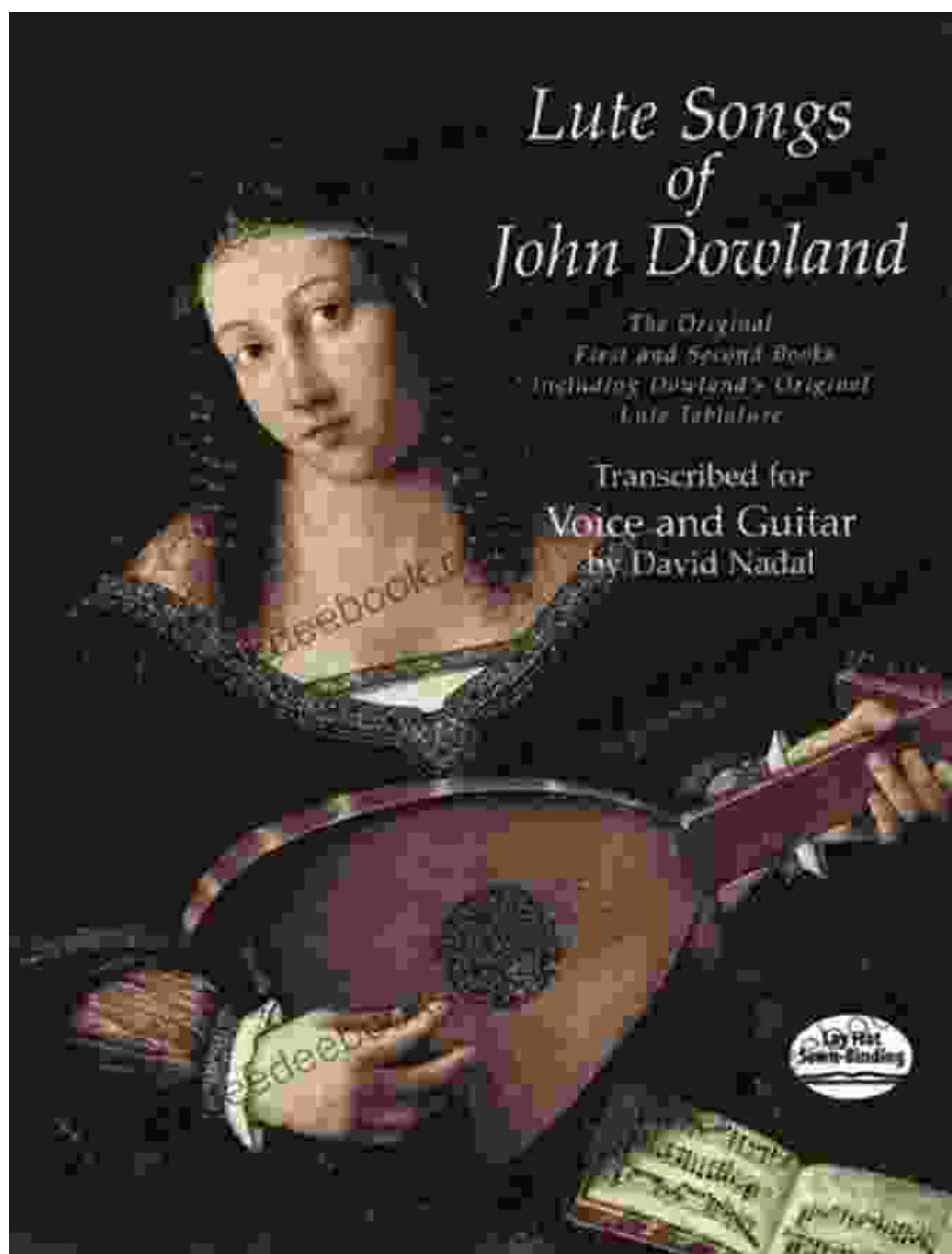


The image displays a musical score for the piece "Greensleeves" by Nicola Clavier-Orellana. The score is written for piano and is in 3/4 time, with a tempo marking of $\text{♩} = 100$. The key signature is one flat (B-flat). The score is arranged in five systems, each with a treble and bass clef. The melody is primarily in the treble clef, while the bass clef provides harmonic support. The piece begins with a piano (*p*) dynamic and concludes with a fortissimo (*ff*) dynamic. A watermark "manuscript.deedeebook.co" is visible across the score.

One of the most well-known lute solos, Greensleeves has been transcribed numerous times for guitar. Its haunting melody and simple chord

progression make it a perfect starting point for beginners.

The Dowland Lute Book



The Dowland Lute Book, a collection of lute solos arranged for guitar

This collection compiles numerous lute solos by the renowned Elizabethan composer John Dowland, arranged for guitar in an accessible manner.

Pieces like "Can She Excuse My Wrongs," "Lady Rich," and "Lachrimae" offer a glimpse into the intricacies of Renaissance lute music.

Intermediate Lute Solos

As you progress in your guitar playing, you may seek more challenging lute solos that showcase the instrument's technical capabilities and expressive range:

Prelude in D Minor (Bach)

Prelude, BWV 999

Johann Sebastian Bach
(1685-1750)

The image displays a musical score for the Prelude, BWV 999 by Johann Sebastian Bach. It consists of two systems of music. Each system has a treble clef staff on top and a bass clef staff on the bottom. The music is written in a 2/4 time signature and features intricate polyphonic textures with many sixteenth and thirty-second notes. The score is watermarked with 'manuscript.deedeebook.com'.

Tab Sample

Originally composed for lute, this prelude by Johann Sebastian Bach has been transcribed for guitar, preserving its intricate polyphonic texture and demanding fingerwork.

Suite No. 1 in E Minor (Weiss)

Suite in D minor
1. Prelude

Lute Theoricon Leopold Silvius Weiss
(1686-1750)

Copyright 2013 by The Guitar School - Ireland
www.theguitarschool.ie 173

Suite No. 1 in E Minor, a virtuosic work by Weiss arranged for guitar

This suite by Silvius Leopold Weiss, one of the most renowned lute composers of the Baroque era, features a variety of movements, each showcasing different technical aspects of guitar playing.

Tips for Playing Lute Solos on Guitar

To successfully interpret lute solos on guitar, consider the following tips:


- **Use a nylon-string guitar:** Nylon strings produce a warmer, more lute-like sound than steel strings.
- **Tune your guitar to a lower pitch:** Many lute solos were originally played on instruments tuned a step or two lower than standard guitar tuning.
- **Employ fingerpicking techniques:** Most lute solos require a combination of fingerpicking and strumming patterns.
- **Practice arpeggios and ornaments:** Arpeggiated chords and ornaments are essential elements of lute music.
- **Listen to recordings of lute performances:** Listening to professional lute players can provide valuable insights into interpretation and technique.

Benefits of Playing Lute Solos on Guitar

Incorporating lute solos into your guitar repertoire offers numerous benefits:

- **Expands your musical horizons:** Lute music introduces you to a new genre with unique melodic and harmonic structures.
- **Enhances your fingerpicking skills:** Lute solos demand precise fingerpicking techniques, improving your overall guitar playing.
- **Provides a historical connection:** Playing lute solos connects you to a rich musical tradition spanning centuries.
- **Offers artistic expression:** The expressive melodies and intricate textures of lute solos allow you to showcase your musical artistry.

Transcribed lute solos offer an enchanting gateway into the world of Renaissance and Baroque music for guitarists. Whether you are a beginner seeking accessible arrangements or an intermediate player looking to explore the technical intricacies of lute music, numerous resources are available to guide you on this musical journey. Embrace the beauty and complexity of these timeless melodies, and let the spirit of the lute inspire your guitar playing.



Renaissance for Guitar: Masters in TAB: Easy to Intermediate Lute Solos Transcribed for Guitar

by Gail Sheehy


★★★★☆ 4.6 out of 5

Language : English

File size : 10044 KB

Screen Reader: Supported

Print length : 48 pages



How The Democrats Won Colorado And Why Republicans Everywhere Should Care

The Democrats' victory in Colorado in 2018 was a major upset. The state had been trending Republican for years, and no one expected the Democrats to win...



Intermediate Scales and Bowings for Violin First Position: A Comprehensive Guide for Aspiring Musicians

As you progress in your violin journey, mastering intermediate scales and bowings in first position becomes crucial for enhancing your...